

RCFL22 LED Racquetball Court Flange Mount 2x2



Project	
Type:	Approved By:

APPLICATIONS

Racquetball, squash and handball courts, gymnasiums, multi-sport and recreational court facilities with recessed hard ceilings.

CONSTRUCTION

.040" white pre-painted aluminum, flush fit trim, obscured tempered glass lens, top access plate for quick power connection.

MOUNTING

Flange mount with uni-lug swing arm for recessed hard ceiling openings. Custom housing dimensions available. Please consult factory.

SYSTEM SPECIFICATIONS

Hi flux linear LED modules, CRI > 80, CCT: 3500K, 4000K or 5000K. Constant current LED power supplies, power factor > 0.9, THD < 20%, universal voltage 120-277v, 347-480v available.

DIMMING & CONTROLS

Low voltage 0-10v dimming, dim to off or dim by line voltage. Motion sensor, Magnum Enocean wireless protocol, A/B array switching, emergency driver battery back-up option.

RATINGS & WARRANTY

Temperature rated from -28°C to 50°C (-20°F to 122°F), service life > 100,000 hours (L90), CSA and DLC listed, TAA/BAA Compliant, RoHS compliant, 5 year product warranty.

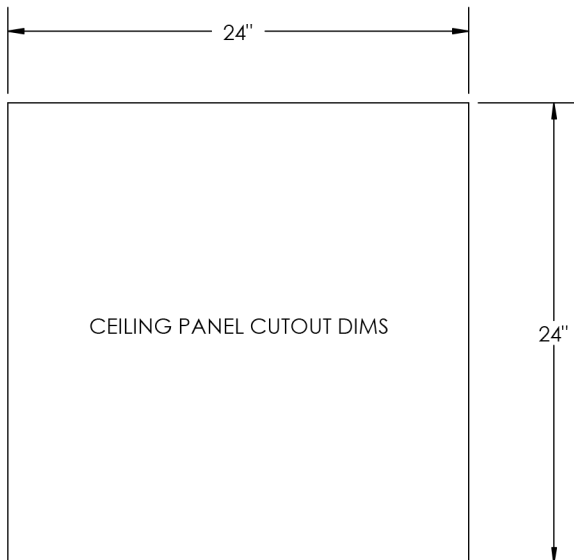
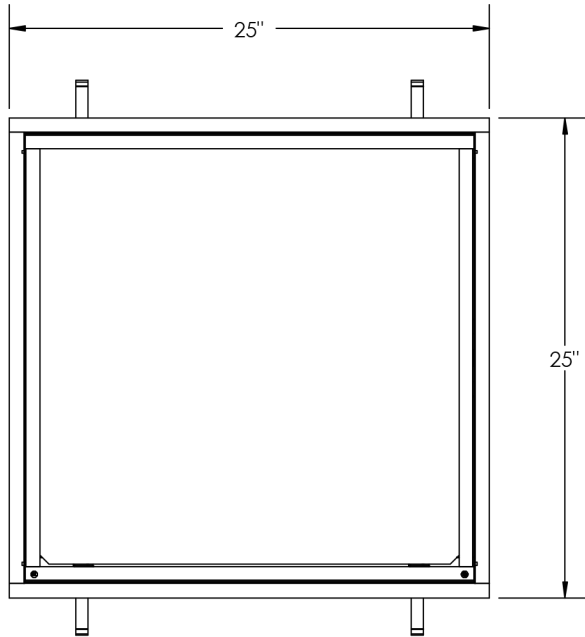
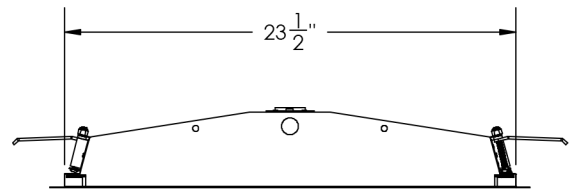
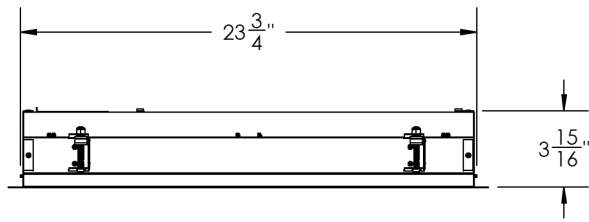
Lumen ID	CCT	Wattage	Delivered Lumens	LPW
12000	35K	84	10,649	127
12000	40K	84	10,746	128
12000	50K	84	11,254	134
17000	35K	118	14,473	123
17000	40K	118	14,904	126
17000	50K	118	15,881	135
19000	35K	139	16,476	120
19000	40K	139	17,394	125
19000	50K	139	17,412	125

Ordering Information

RSD	RCFL22					
Series	Housing	Lumen ID	CCT	Lens	Voltage	Dimming / Controls / Accessories
1st Source LED Recessed Series	Racquetball Court Flange Mount 2x2	12000 = 12,000 17000 = 17,000 19000 = 19,000	35K 40K 50K	OTG = Obscured Tempered Glass	U = 120-277v 3 = 347v 4 = 480v	D0 = Dim to Off D10 = Dim to 10% DLV = Dim by Line Voltage MS = Motion Sensor A/B = A/B Switching WCM = Wireless Control EM = Emergency Driver

All fixtures are made in the USA
"Our mission is BAA/TAA compliance"





TITLE: RCFL22		FILE LOCATION: \\	
3RD ANGLE PROJ:		SHEET: 1 of 1	SCALE: 1:10
UNLESS OTHERWISE NOTED:			
SIZE: A	UNITS: INCHES GD&T ASME Y14.5M-1994	TOLERANCES: .X ±.06 .XX ±.03 .XXX ±.010 ∠ ±1.0°	DRAWN BY: JMG
		DATE: 6/29/2018	JO: XXXX
		DWG #: RCFL22 DIMENSIONS	REV: N/C



1730 Industrial Drive, Auburn, CA 95603
 (530) 887-1110 FAX (530) 887-0807
 www.1stsourcelight.com

PROPRIETARY AND CONFIDENTIAL

THE INFORMATION CONTAINED IN THIS DRAWING IS THE SOLE PROPERTY OF 1ST SOURCE LIGHTING. ANY REPRODUCTION IN PART OR AS A WHOLE WITHOUT THE WRITTEN PERMISSION OF 1ST SOURCE LIGHTING IS PROHIBITED.