

RCFM24 High Lumen Recessed Troffer

Frame Out 2x4



| | |
|-----------|--------------|
| Project : | |
| Type: | Approved By: |

APPLICATIONS

Production and manufacturing facilities, schools, hospitals, multi-purpose rooms, gymnasiums, industrial recessed locations.

CONSTRUCTION

.040" white pre-painted aluminum, clear or diffused acrylic lens, top access plate for quick power connection. All fixtures are 100% bench tested prior to shipping. Made in the USA.

MOUNTING

Frame out for recessed hard ceiling openings. Custom housing dimensions available. Please consult factory.

SYSTEM SPECIFICATIONS

Hi flux linear LED modules, CRI > 80, CCT: 3500K, 4000K or 5000K. Constant current LED power supplies, power factor > 0.9, THD < 20%, universal voltage 120-277v, 347-480v available.

DIMMING & CONTROLS

Low voltage 0-10v dimming, dim to off or dim by line voltage. Motion sensor, Magnum Enocean wireless protocol, A/B array switching, emergency driver battery back-up option.

RATINGS & WARRANTY

Temperature rated from -28°C to 50°C (-20°F to 122°F), service life > 100,000 hours (L90), CSA and DLC listed, BAA/TAA compliant, RoHS compliant, 5 year product warranty.

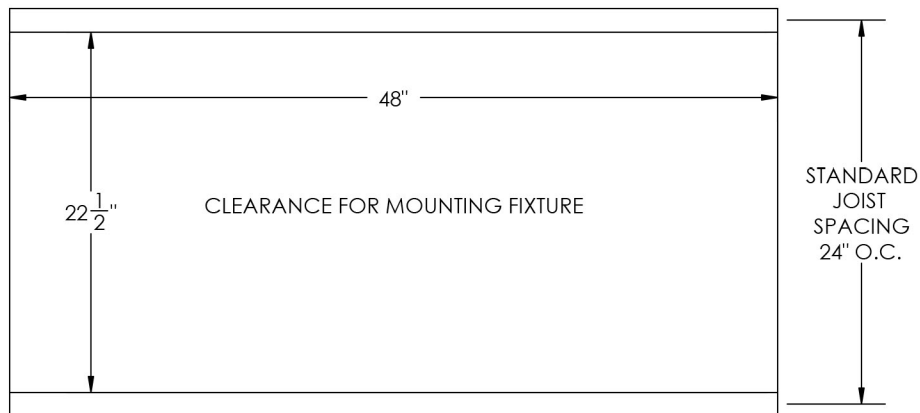

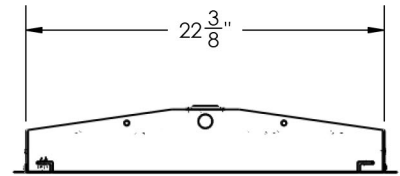
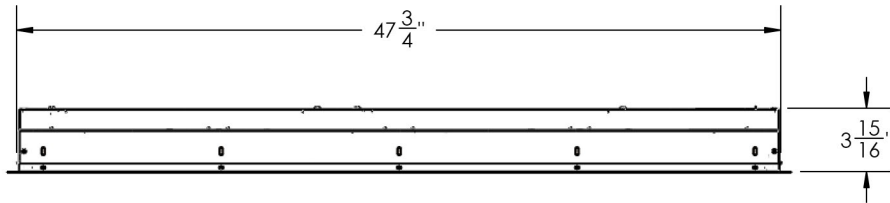
| Lumen ID | CCT | Wattage | Delivered Lumens | LPW |
|-----------------------|-----|---------|------------------|----------|
| Lens: Clear, Diffused | | | | |
| 12000 | 35K | 84 | 12,785, 10,627 | 152, 127 |
| 12000 | 40K | 84 | 12,901, 10,724 | 154, 128 |
| 12000 | 50K | 84 | 13,511, 11,231 | 161, 134 |
| 17000 | 35K | 118 | 17,542, 14,581 | 149, 124 |
| 17000 | 40K | 118 | 17,733, 14,740 | 150, 125 |
| 17000 | 50K | 118 | 18,538, 15,410 | 157, 131 |
| 19000 | 35K | 140 | 18,430, 15,319 | 132, 109 |
| 19000 | 40K | 140 | 19,457, 16,173 | 139, 116 |
| 19000 | 50K | 140 | 18,947, 16,190 | 135, 116 |
| 24000 | 35K | 170 | 23,889, 19,858 | 141, 117 |
| 24000 | 40K | 170 | 24,107, 20,039 | 142, 118 |
| 24000 | 50K | 170 | 25,247, 20,986 | 149, 123 |

Ordering Information

| RSD | RCFM24 | | | | | |
|-----------------------------------|------------------------------|--|-------------------|--|--------------------------------------|--|
| Series | Housing | Lumen ID | CCT | Lens | Voltage | Dimming-Controls-Accessories |
| 1st Source LED Recessed Series | Recessed Frame Out 2x4 | 12000 = 12,000 17000 = 17,000 19000 = 19,000 24000 = 24,000 | 35K 40K 50K | AC = Acrylic Clear DAC = Diffused Acrylic | U = 120-277v 3 = 347v 4 = 480v | D0 = Dim to Off D10 = Dim to 10% DLV = Dim by Line Voltage MS = Motion Sensor A/B = A/B Switching WCM = Wireless Control EM = Emergency Driver |

All fixtures are made in the USA
"Our mission is BAA/TAA compliance"





| | | | |
|--------------------------|--|---|-----------------|
| TITLE: RCFM24 | | FILE LOCATION: \\ | |
| 3RD ANGLE PROJ: | | SHEET: 1 of 1 | SCALE: 1:12 |
| UNLESS OTHERWISE NOTED: | | DRAWN BY: JMG | DATE: 6/29/2018 |
| SIZE: A | UNITS: INCHES GD&T ASME Y14.5M-1994 | TOLERANCES: .X ±.06 .XX ±.03 .XXX ±.010 ∠ ±1.0° | JO: XXXX |
| DWG #: RCFM24 DIMENSIONS | | | REV: N/C |

1st Source Lighting
 1730 Industrial Drive, Auburn, CA 95603
 (530) 887-1110 FAX (530) 887-0807
 www.1stsourcelight.com

PROPRIETARY AND CONFIDENTIAL
 THE INFORMATION CONTAINED IN THIS DRAWING
 IS THE SOLE PROPERTY OF 1ST SOURCE LIGHTING.
 ANY REPRODUCTION IN PART OR AS A WHOLE
 WITHOUT THE WRITTEN PERMISSION OF
 1ST SOURCE LIGHTING IS PROHIBITED.