

# RCTB14

LED High Lumen Recessed Troffer  
T-Bar Lay In 1x4



Project :	
Type:	Approved By:

### APPLICATIONS

Production and manufacturing facilities, schools, hospitals, multi-purpose rooms, gymnasiums, industrial recessed locations.

### CONSTRUCTION

.040" white pre-painted aluminum, clear or diffused acrylic lens, top access plate for quick power connection. All fixtures are 100% bench tested prior to shipping. Made in the USA.

### MOUNTING

Lay-in troffer for recessed 1x4 t-bar grid ceilings. Custom dimensions available. Please consult factory.

### SYSTEM SPECIFICATIONS

Hi flux linear LED modules, CRI > 80, CCT: 3500K, 4000K or 5000K. Constant current LED power supplies, power factor > 0.9, THD < 20%, universal voltage 120-277v, 347-480v available.

### DIMMING & CONTROLS

Low voltage 0-10v dimming, dim to off or dim by line voltage. Motion sensor, Magnum Enocan wireless protocol, A/B array switching, emergency driver battery back-up option.

### RATINGS & WARRANTY

Temperature rated from -28°C to 50°C (-20°F to 122°F), service life > 100,000 hours (L90), CSA and DLC listed, BAA/TAA compliant, RoHS compliant, 5 year product warranty.

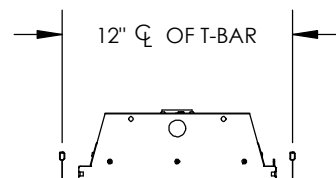
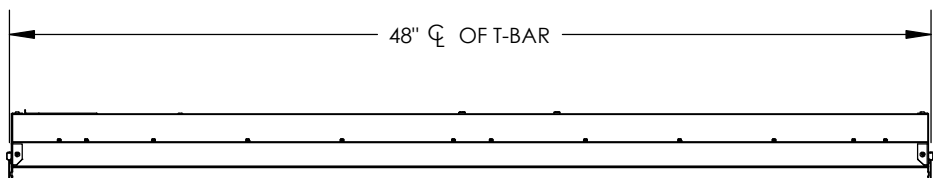
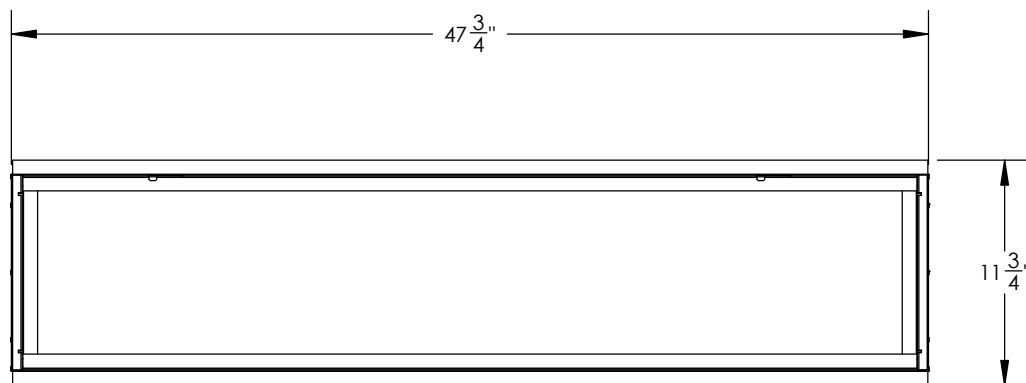
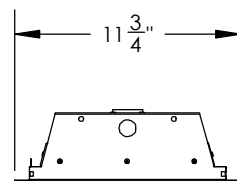
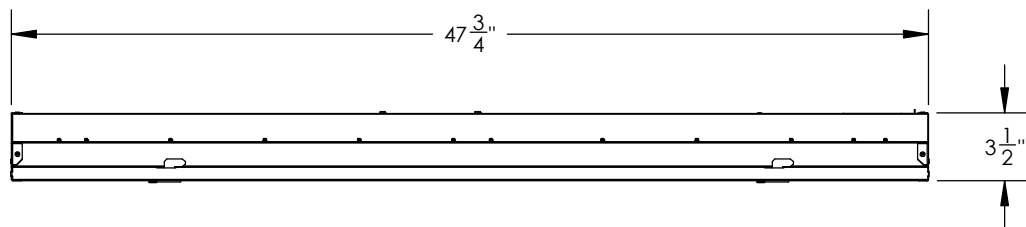
Lumen ID	CCT	Wattage	Delivered Lumens	LPW
Lens: Clear, Diffused				
12000	35K	84	12,019, 10,005	143, 119
12000	40K	84	12,129, 10,096	144, 120
12000	50K	84	12,189, 10,573	145, 126
17000	35K	118	16,492, 13,708	140, 116
17000	40K	118	16,672, 13,858	141, 117
17000	50K	118	16,877, 14,487	143, 123
19000	35K	140	18,430, 15,319	132, 109
19000	40K	140	19,457, 16,173	139, 116
19000	50K	140	18,947, 16,190	135, 116

### Ordering Information

RSD	RCTB14					
Series	Housing	Lumen ID	CCT	Lens	Voltage	Dimming-Controls-Egress
1st Source LED Recessed Series	Recessed T-Bar 1x4 (Lay In)	12000 = 12,000 17000 = 17,000 19000 = 19,000	35K 40K 50K	AC = Acrylic Clear  DAC = Diffused Acrylic	U = 120-277v 3 = 347v 4 = 480v	D0 = Dim to Off D10 = Dim to 10% DLV = Dim by Line Voltage MS = Motion Sensor A/B = A/B Switching WCM = Wireless Control EM = Emergency Driver

All fixtures are made in the USA  
"Our mission is BAA/TAA compliance"





TITLE: <b>RCTB14</b>			FILE LOCATION: \\		
3RD ANGLE PROJ:			UNLESS OTHERWISE NOTED:		
SIZE: <b>A</b>	UNITS: INCHES <small>GD&amp;T ASME Y14.5M-1994</small>	TOLERANCES: .X ±.06 .XX ±.03 .XXX ±.010 ∠ ±1.0°	SHEET: 1 of 1	SCALE: 1:10	DRAWN BY: JMG
			DATE: 6/29/2018	JO: XXXX	REV: N/C
			DWG #: TF14 DIMENSIONS		

**1st Source Lighting**  
 1730 Industrial Drive, Auburn, CA 95603  
 (530) 887-1110 FAX (530) 887-0807  
 www.1stsourcelight.com

**PROPRIETARY AND CONFIDENTIAL**  
 THE INFORMATION CONTAINED IN THIS DRAWING  
 IS THE SOLE PROPERTY OF 1ST SOURCE LIGHTING.  
 ANY REPRODUCTION IN PART OR AS A WHOLE  
 WITHOUT THE WRITTEN PERMISSION OF  
 1ST SOURCE LIGHTING IS PROHIBITED.