

# HARD CEILING RCFL24

## LED Racquetball Court Flange Mount 2x4



Project	
Type:	Approved By:

### APPLICATIONS

Racquetball, squash and handball courts. gymnasiums, multi-sport and recreational court facilities with recessed hard ceilings.

### CONSTRUCTION

.040" white pre-painted aluminum, flush fit trim, obscured tempered glass lens, top access plate for quick power connection.

### MOUNTING

Flange mount with uni-lug swing arm for recessed hard ceiling openings. Consult factory for custom mounting and dimensions.

### SYSTEM SPECIFICATIONS

Hi flux linear LED modules, CRI > 80, CCT: 3500K, 4000K or 5000K. Constant current LED power supplies, power factor > 0.9, THD < 20%, universal voltage 120-277v, 347-480v available.

### DIMMING & CONTROLS

0-10v dimming, dim to off or dim by line voltage. Integral microwave motion sensor, wireless protocol from switch, PC or handheld device, A/B array switching, emergency driver battery back-up option.

### RATINGS & WARRANTY

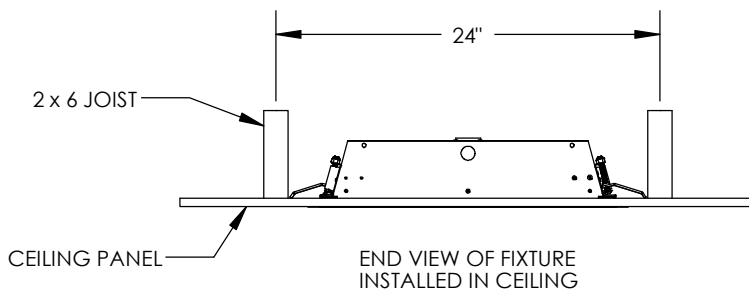
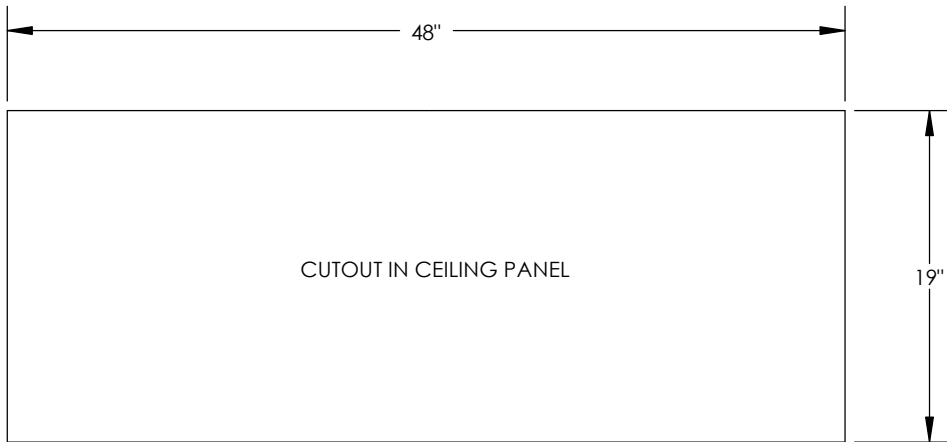
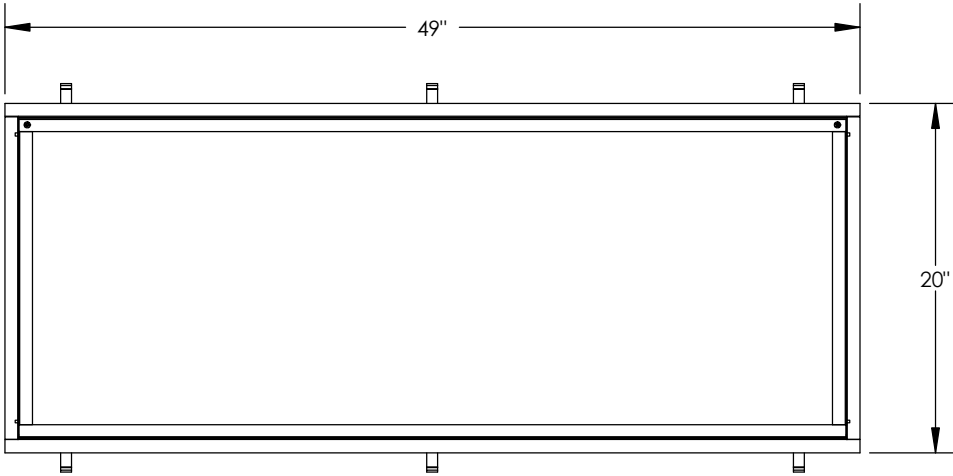
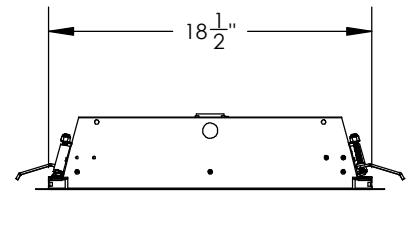
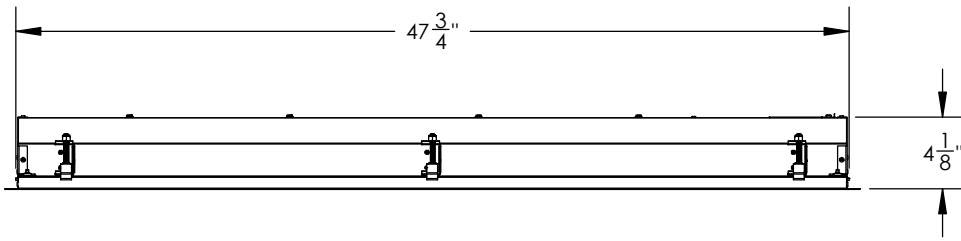
Temperature rated from -28°C to 50°C (-20°F to 122°F), service life > 100,000 hours (L90), CSA and DLC listed, BAA compliant. Made in the USA. 5 year product warranty. Consult factory for extended warranties.

Lumen ID	CCT	Wattage	Delivered Lumens	LPW
12000	35K	84	10,649	127
12000	40K	84	10,746	128
12000	50K	84	11,254	134
17000	35K	118	14,473	123
17000	40K	118	14,904	126
17000	50K	118	15,881	135
19000	35K	139	16,476	120
19000	40K	139	17,394	125
19000	50K	139	17,412	125

### Ordering Information

RSD	RCFL24					
Series	Housing	Lumen ID	CCT	Lens	Voltage	Dimming, EM, Controls
1st Source LED Recessed Series	Racquetball Court Flange Mount 2x4	12000 = 12,000 17000 = 17,000 19000 = 19,000	35K 40K 50K	OTG = Obscured Tempered Glass	U = 120-277v 3 = 347v 4 = 480v	D0 = Dim to Off D10 = Dim to 10% DLV = Dim by Line Voltage  Emergency Drivers EM/2300 = 2,300L @ 16w EM/2900 = 2,900L @ 20w  Controls (Consult Factory) Integrated Motion Sensor Daylight Harvesting A/B Array Switching Wireless Control System





TITLE: RCFL24			FILE LOCATION: \\		
3RD ANGLE PROJ:			UNLESS OTHERWISE NOTED:		
SIZE: A	UNITS: INCHES GD&T ASME Y14.5M-1994	TOLERANCES: .X ±.06 .XX ±.03 .XXX ±.010 ∠ ±1.0°	SHEET: 1 of 1	SCALE: 1:11	JO: XXXX
			DRAWN BY: JMG	DATE: 6/4/2019	REV: N/C
			DWG #: RCFL24 DIMENSIONS		



1730 Industrial Drive, Auburn, CA 95603  
 (530) 887-1110 FAX (530) 887-0807  
 www.1stsourcelight.com

**PROPRIETARY AND CONFIDENTIAL**

THE INFORMATION CONTAINED IN THIS DRAWING IS THE SOLE PROPERTY OF 1ST SOURCE LIGHTING. ANY REPRODUCTION IN PART OR AS A WHOLE WITHOUT THE WRITTEN PERMISSION OF 1ST SOURCE LIGHTING IS PROHIBITED.