

GRID CEILING

RCTB24 SF

LED High Lumen Recessed
Sealed Face Troffer 2x4



LENS OPTIONS & DELIVERED LUMENS

| Part ID | Wattage | CCT | Clear Lens | LPW | Diffused Lens | LPW |
|---------|---------|-----|------------|-----|---------------|-----|
| 12000 | 84 | 35K | 12,615 | 150 | 12,581 | 151 |
| 12000 | 84 | 40K | 12,901 | 154 | 12,916 | 154 |
| 12000 | 84 | 50K | 13,331 | 159 | 13,251 | 158 |
| 17000 | 118 | 35K | 17,310 | 147 | 17,047 | 150 |
| 17000 | 118 | 40K | 17,733 | 150 | 18,102 | 153 |
| 17000 | 118 | 50K | 18,495 | 157 | 18,377 | 156 |
| 19000 | 139 | 35K | 20,237 | 146 | 20,115 | 145 |
| 19000 | 139 | 40K | 20,697 | 149 | 20,572 | 148 |
| 19000 | 139 | 50K | 21,387 | 154 | 21,228 | 152 |
| 24000 | 170 | 35K | 24,750 | 146 | 24,601 | 145 |
| 24000 | 170 | 40K | 25,313 | 149 | 25,161 | 148 |
| 24000 | 170 | 50K | 26,157 | 154 | 25,840 | 152 |

| | |
|-----------|--------------|
| Project : | |
| Type: | Approved By: |

APPLICATIONS

Damp industrial locations, food processing areas, bottling plants, manufacturing and production facilities, cold storage environments.

CONSTRUCTION

.040" white pre-painted aluminum, EPDM rubber gasket and silicone sealed door with clear or diffused acrylic lens, top access plate for quick power connection, captive screws with nylon retaining clips.

MOUNTING

Lay-in troffer for recessed t-bar grid ceilings. Consult factory for custom mounting and housing dimensions.

SYSTEM SPECIFICATIONS

Hi flux linear LED modules, CRI > 80, CCT: 3500K, 4000K or 5000K. Constant current LED power supplies, power factor > 0.9, THD < 20%, universal voltage 120-277v, 347-480v available.

DIMMING & CONTROLS

0-10v dimming, dim to off or dim by line voltage. Integrated microwave motion sensor, wireless protocol from switch, PC or handheld device, A/B array switching, emergency driver battery back-up option.

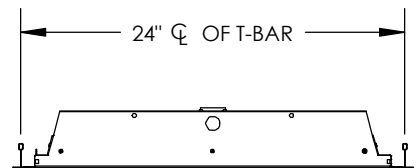
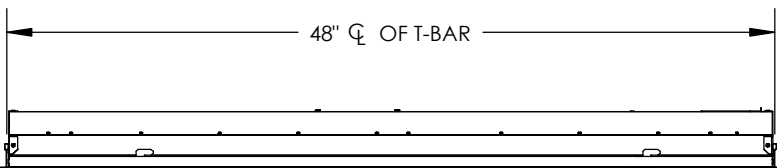
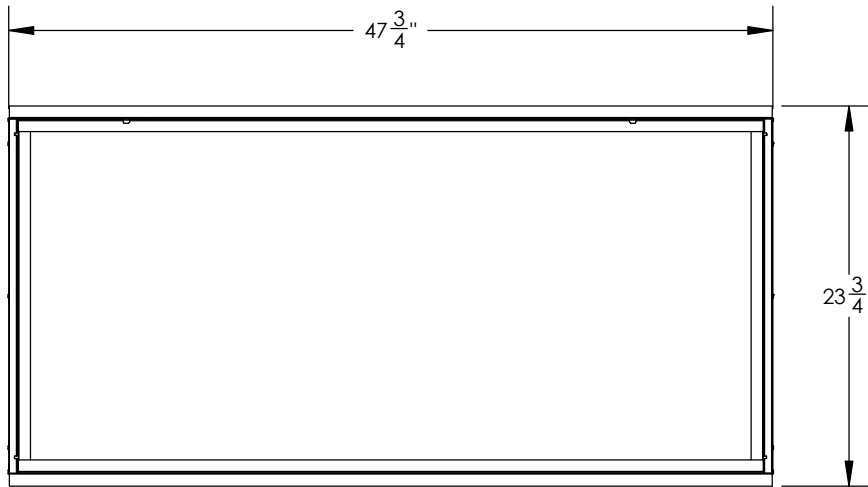
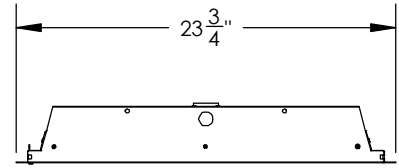
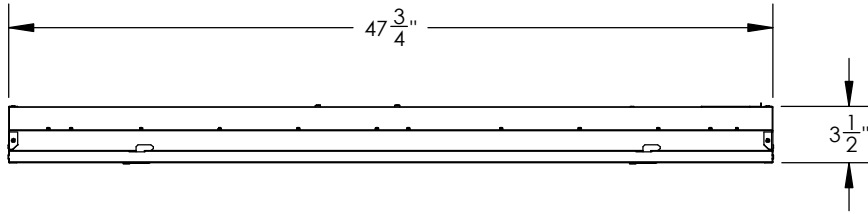
RATINGS & WARRANTY

Temperature rated from -28°C to 50°C (-20°F to 122°F), service life > 100,000 hours (L90). CSA and DLC listed, BAA compliant. Made in the USA. 5 year product warranty. Consult factory for extended warranties.

Ordering Information

| RSD | RCTB24 | | | | | SF | |
|-----------------------------------|-----------------------|--|-------------------|--|--------------------------------------|----------------|--|
| Series | Housing | Part ID | CCT | Lens | Voltage | Gasket Seal | Dimming, EM, Controls |
| 1st Source LED Recessed Series | Recessed T-Bar 2x4 | 12000 = 12,000 17000 = 17,000 19000 = 19,000 | 35K 40K 50K | AC = Acrylic Clear DAC = Diffused Acrylic Add "HI" for High Impact HIAC or HIDAC | U = 120-277v 3 = 347v 4 = 480v | Sealed Face | D0 = Dim to Off D10 = Dim to 10% DLV = Dim by Line Voltage Emergency Drivers EM/2300 = 2,300L @ 16w EM/2900 = 2,900L @ 20w Controls (Consult Factory) Integrated Motion Sensor Daylight Harvesting A/B Array Switching Wireless Control System |





| | | | | | |
|-----------------|--|---|-------------------------|-------------|---------------|
| TITLE: RCTB24 | | | FILE LOCATION: \\ | | |
| 3RD ANGLE PROJ: | | | UNLESS OTHERWISE NOTED: | | |
| SIZE: A | UNITS: INCHES GD&T ASME Y14.5M-1994 | TOLERANCES: .X ±.06 .XX ±.03 .XXX ±.010 ∠ ±1.0° | SHEET: 1 of 1 | SCALE: 1:12 | DRAWN BY: JMG |
| | | | DATE: 6/29/2018 | JO: XXXX | REV: N/C |
| | | | DWG #: TF24 DIMENSIONS | | |



1730 Industrial Drive, Auburn, CA 95603
 (530) 887-1110 FAX (530) 887-0807
 www.1stsourcelight.com

PROPRIETARY AND CONFIDENTIAL

THE INFORMATION CONTAINED IN THIS DRAWING IS THE SOLE PROPERTY OF 1ST SOURCE LIGHTING. ANY REPRODUCTION IN PART OR AS A WHOLE WITHOUT THE WRITTEN PERMISSION OF 1ST SOURCE LIGHTING IS PROHIBITED.