

RCxx14

LED High Lumen Recessed Troffer
1x4 For Grid or Hard Ceilings



LENS OPTIONS & DELIVERED LUMENS

Part ID	Wattage	CCT	Clear Lens	LPW	Diffused Lens	LPW
12000	84	35K	11,859	141	11,809	141
12000	84	40K	12,129	145	12,077	144
12000	84	50K	12,533	149	12,480	149
17000	118	35K	16,274	138	16,126	137
17000	118	40K	16,672	141	16,520	140
17000	118	50K	17,198	146	17,042	145
19000	139	35K	19,024	137	18,756	135
19000	139	40K	19,457	140	19,182	138
19000	139	50K	20,105	145	19,821	143

Project :	
Type:	Approved By:

APPLICATIONS

Production and manufacturing facilities, schools, hospitals, multi-purpose rooms, gymnasiums, industrial or commercial office locations

CONSTRUCTION

.040" white pre-painted aluminum, acrylic clear or diffused high impact DA92 lens. Top access plate for quick power connection.

MOUNTING

Lay in for grid ceilings, frame out or flange mount for hard ceilings. Consult factory for custom mounting and dimensions.

SYSTEM SPECIFICATIONS

Hi flux linear LED modules, CRI > 80, CCT: 3500K, 4000K or 5000K. Constant current LED power supplies, power factor > 0.9, THD < 20%, universal voltage 120-277v, 347-480v available.

DIMMING & CONTROLS

0-10v dimming, dim to off or dim by line voltage. Integrated microwave motion sensor, wireless protocol from switch, PC or handheld device, A/B array switching, emergency driver battery back-up option.

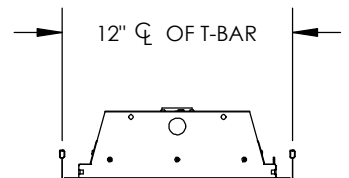
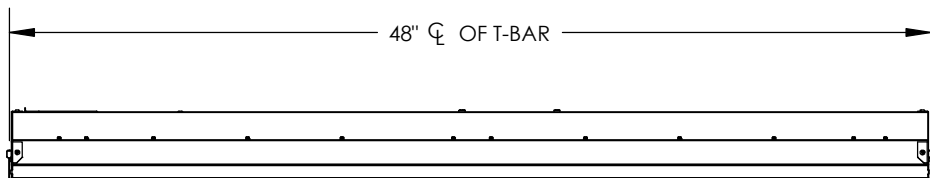

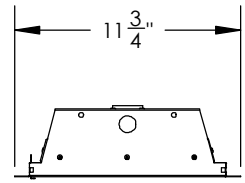
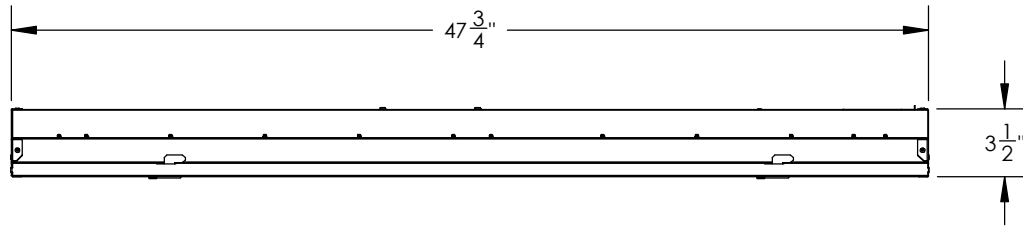
RATINGS & WARRANTY

Temperature rated from -28°C to 50°C (-20°F to 122°F), service life > 100,000 hours (L90). CSA and DLC listed, BAA compliant. Made in the USA. 5 year product warranty. Consult factory for extended warranties.

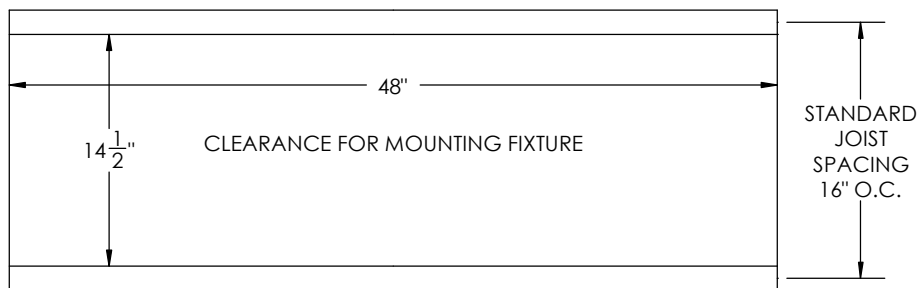
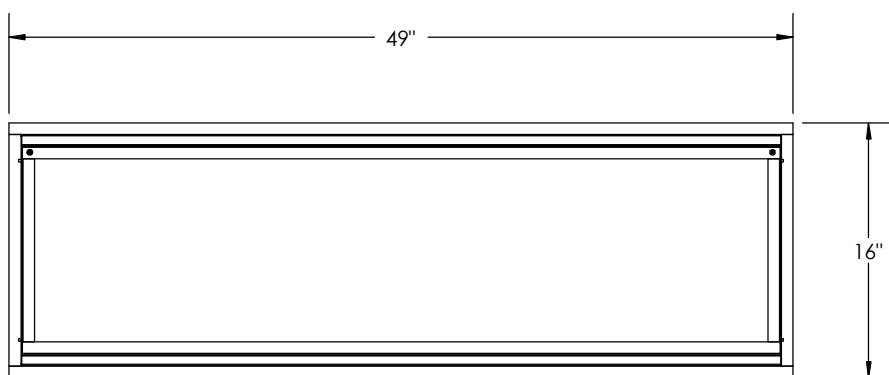
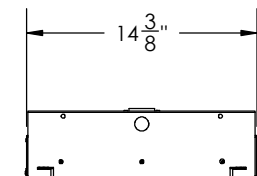
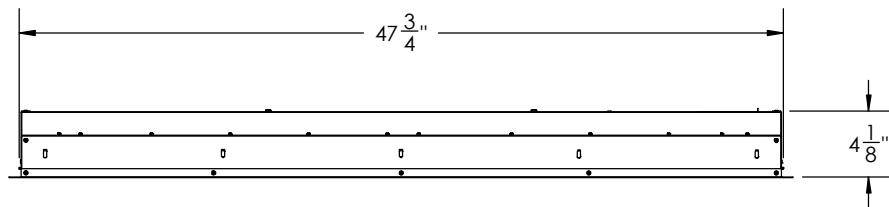
Ordering Information

RSD						
Series	Housing	Part ID	CCT	Lens	Voltage	Dimming, EM, Controls
1st Source LED Recessed Series	RCTB14 = Lay-In For T-Bar Grid Ceiling RCFM14 = Frame Out For Hard Ceiling RCFM14N = Frame Out Narrow For Hard Ceiling RCFL14 = Flange Mount For Hard Ceiling	12000 = 12,000 17000 = 17,000 19000 = 19,000	35K 40K 50K	AC = Acrylic Clear DAC = Diffused DA92	U = 120-277v 3 = 347v 4 = 480v	D0 = Dim to Off D10 = Dim to 10% DLV = Dim by Line Voltage Emergency Drivers EM/2300 = 2,300L @ 16w EM/2900 = 2,900L @ 20w Controls (Consult Factory) Integrated Motion Sensor Daylight Harvesting A/B Array Switching Wireless Control System

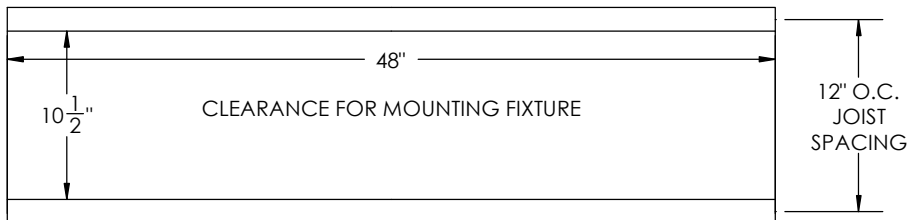
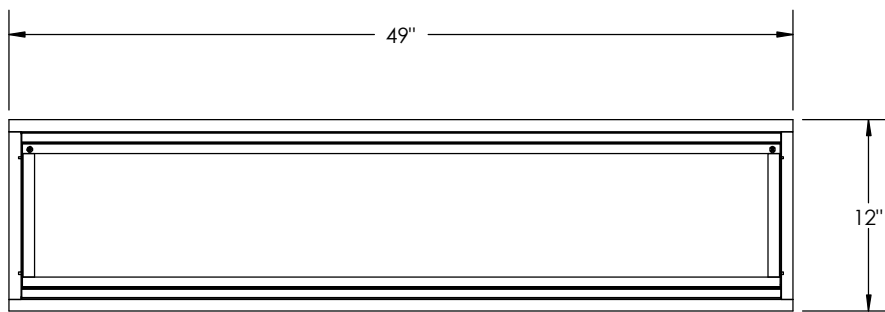
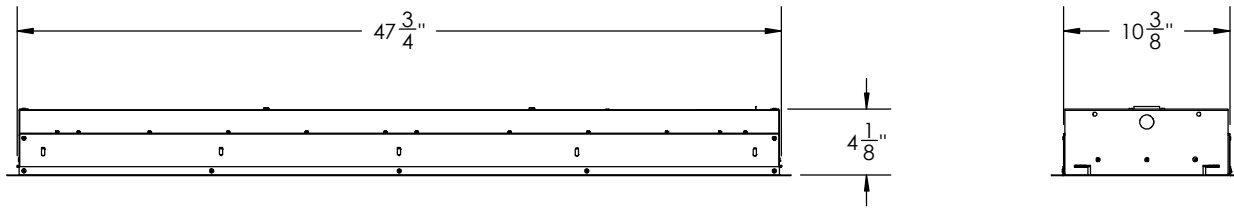




TITLE: RCTB14			FILE LOCATION: \\		
3RD ANGLE PROJ:			UNLESS OTHERWISE NOTED:		
SIZE: A	UNITS: INCHES GD&T ASME Y14.5M-1994	TOLERANCES: .X ±.06 .XX ±.03 .XXX ±.010 ∠ ±1.0°	SHEET: 1 of 1	SCALE: 1:10	JO: XXXX
DRAWN BY: JMG			DATE: 6/29/2018	REV: N/C	
DWG #: RCTB14 DIMENSIONS					



TITLE: RCFM14			FILE LOCATION: \\		
3RD ANGLE PROJ:			SHEET: 1 of 1	SCALE: 1:12	
UNLESS OTHERWISE NOTED:			DRAWN BY: JMG	DATE: 6/29/2018	JO: XXXX
SIZE: A	UNITS: INCHES GD&T ASME Y14.5M-1994	TOLERANCES: .X ±.06 .XX ±.03 .XXX ±.010 ∠ ±1.0°	DWG #: RCFM14 DIMENSIONS		
			REV: N/C		



TITLE: RCFM14N			FILE LOCATION: \\		
3RD ANGLE PROJ:		UNLESS OTHERWISE NOTED:			
SIZE: A	UNITS: INCHES <small>GD&T ASME Y14.5M-1994</small>	TOLERANCES: .X ±.06 .XX ±.03 .XXX ±.010 ∠ ±1.0°	SHEET: 1 of 1	SCALE: 1:12	DRAWN BY: JMG
			DATE: 6/29/2018	JO: XXXX	REV: N/C
			DWG #: RCFM14N DIMENSIONS		

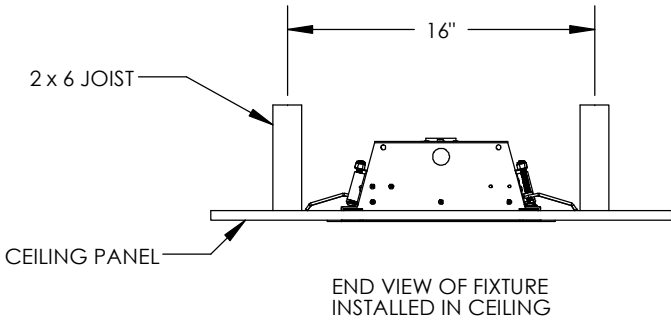
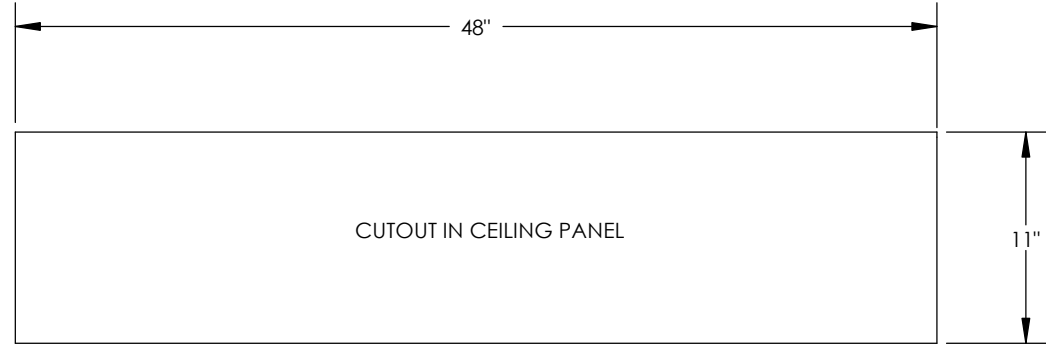
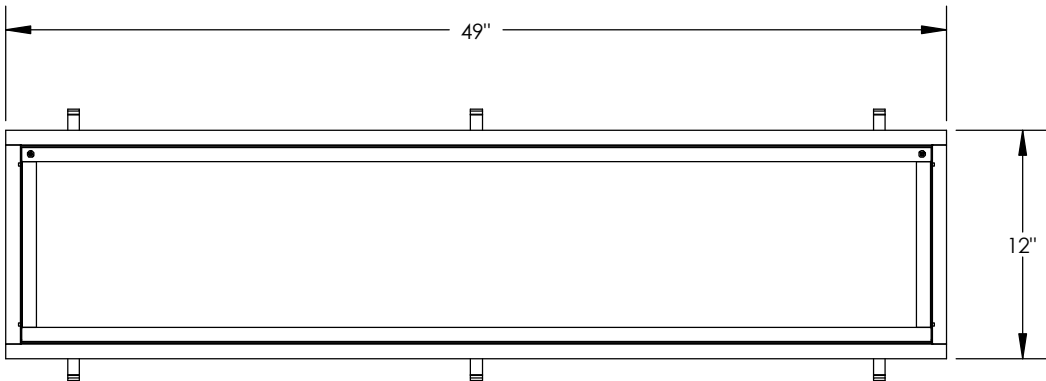
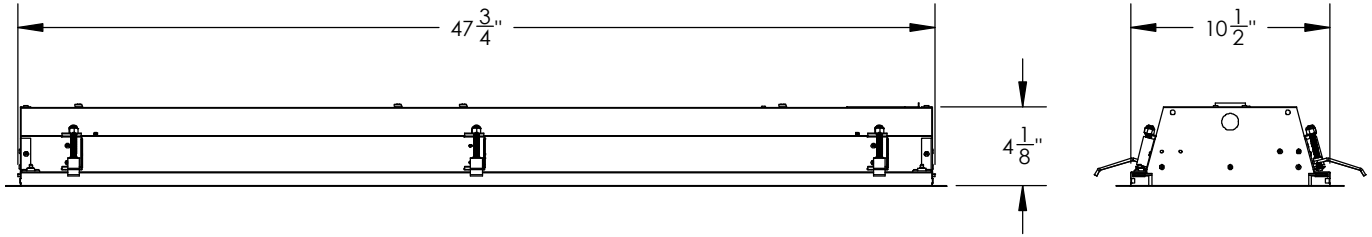


1730 Industrial Drive, Auburn, CA 95603
 (530) 887-1110 FAX (530) 887-0807
 www.1stsourcelight.com

PROPRIETARY AND CONFIDENTIAL

THE INFORMATION CONTAINED IN THIS DRAWING IS THE SOLE PROPERTY OF 1ST SOURCE LIGHTING. ANY REPRODUCTION IN PART OR AS A WHOLE WITHOUT THE WRITTEN PERMISSION OF 1ST SOURCE LIGHTING IS PROHIBITED.

RCFL14: 1x4 Flange Mount For Hard Ceiling



TITLE: RCFL14			FILE LOCATION: \\		
3RD ANGLE PROJ:			UNLESS OTHERWISE NOTED:		
SIZE: A	UNITS: INCHES GD&T ASME Y14.5M-1994	TOLERANCES: .X ±.06 .XX ±.03 .XXX ±.010 ∠ ±1.0°	SHEET: 1 of 1	SCALE: 1:10	JO: XXXX
			DRAWN BY: JMG	DATE: 6/3/2019	REV: N/C
			DWG #: RCFL14 DIMENSIONS		

1730 Industrial Drive, Auburn, CA 95603
(530) 887-1110 FAX (530) 887-0807
www.1stsourcelight.com

PROPRIETARY AND CONFIDENTIAL
THE INFORMATION CONTAINED IN THIS DRAWING IS THE SOLE PROPERTY OF 1ST SOURCE LIGHTING. ANY REPRODUCTION IN PART OR AS A WHOLE WITHOUT THE WRITTEN PERMISSION OF 1ST SOURCE LIGHTING IS PROHIBITED.