

GRID CEILING
RCTB14-SF LED High Lumen Recessed
 Sealed Face Troffer 1x4



LENS OPTIONS & DELIVERED LUMENS

Part ID	Wattage	CCT	Clear Lens	LPW	Diffused Lens	LPW
12000	84	35K	11,859	141	11,809	141
12000	84	40K	12,129	145	12,077	144
12000	84	50K	12,533	149	12,480	149
17000	118	35K	16,274	138	16,126	137
17000	118	40K	16,672	141	16,520	140
17000	118	50K	17,198	146	17,042	145
19000	139	35K	19,024	137	12,581	135
19000	139	40K	19,457	140	16,520	138
19000	139	50K	20,105	145	19,821	143

Project :	
Type:	Approved By:

APPLICATIONS

Damp industrial locations, food processing, bottling plants, natatoriums, manufacturing and production facilities, cold storage environments.

CONSTRUCTION

.040" white pre-painted aluminum, EPDM rubber gasket and silicone sealed door with clear or diffused acrylic lens, captive screws with nylon retaining clips. Top access plate for quick power connection.

MOUNTING

Lay-in troffer for standard recessed grid ceilings. Consult factory for custom mounting and housing dimensions.

SYSTEM SPECIFICATIONS

Hi flux linear LED modules, CRI > 80, CCT: 3500K, 4000K or 5000K. Constant current LED power supplies, power factor > 0.9, THD < 20%, universal voltage 120-277v, 347-480v available.

DIMMING & CONTROLS

0-10v dimming, dim to off or dim by line voltage. Integrated microwave motion sensor, wireless protocol from switch, PC or handheld device, A/B array switching, emergency driver battery back-up option.

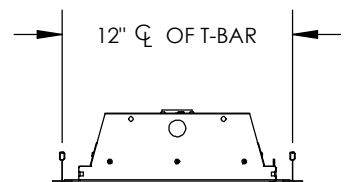
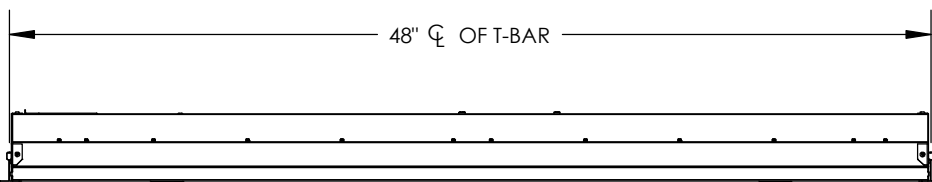
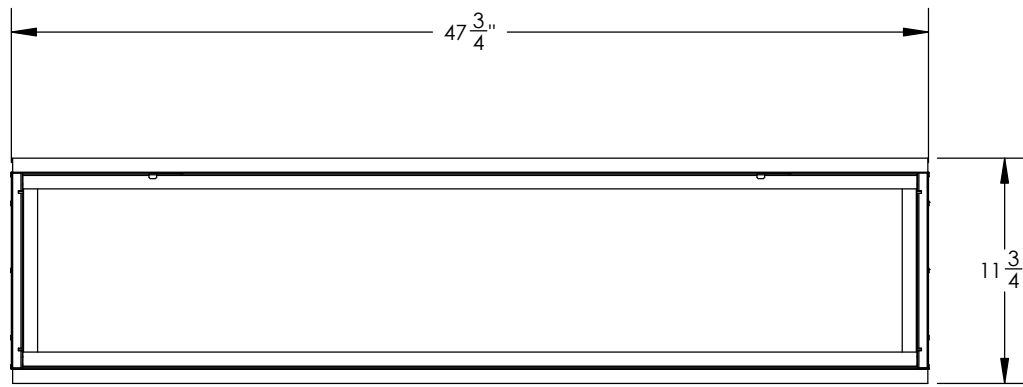
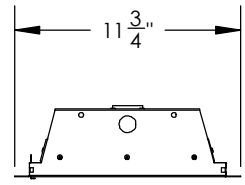
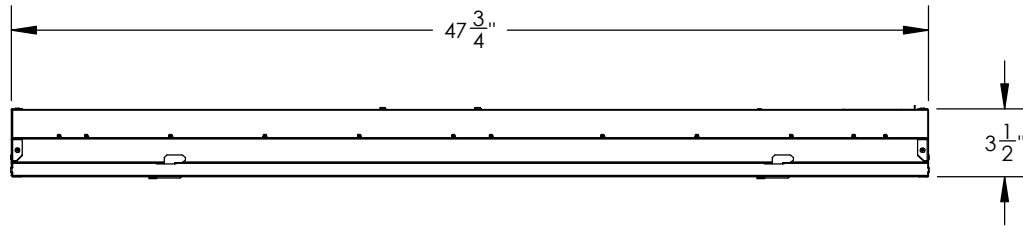
RATINGS & WARRANTY

Temperature rated from -28°C to 50°C (-20°F to 122°F), service life > 100,000 hours (L90). CSA and DLC listed, BAA compliant. Made in the USA. 5 year product warranty. Consult factory for extended warranties.

Ordering Information

RSD		RCTB14				SF	
Series	Housing	Part ID	CCT	Lens	Voltage	Gasket Seal	Dimming, EM, Controls
1st Source LED Recessed Series	Recessed T-Bar 1x4	12000 = 12,000 17000 = 17,000 19000 = 19,000	35K 40K 50K	AC = Acrylic Clear DAC = Diffused Acrylic Add "HI" for High Impact HIAC or HIDAC	U = 120-277v 3 = 347v 4 = 480v	SF = Sealed Face SF/NAT = Sealed Face With Epoxy Based Powder Coat for Pools & Natatoriums	D0 = Dim to Off D10 = Dim to 10% DLV = Dim by Line Voltage Emergency Drivers EM/2300 = 2,300L @ 16w EM/2900 = 2,900L @ 20w Controls (Consult Factory) Integrated Motion Sensor Daylight Harvesting A/B Array Switching Wireless Control System





TITLE:		RCTB14-SF		
3RD ANGLE PROJ:		FILE LOCATION: \\		
UNLESS OTHERWISE NOTED:		SHEET: 1 of 1	SCALE: 1:10	
SIZE:	UNITS:	TOLERANCES:	DRAWN BY: JMG	DATE: 6/29/2018
A	INCHES	.X ±.06	JO: XXXX	REV: N/C
		GD&T ASME Y14.5M-1994 .XX ±.03 .XXX ±.010 ∠ ±1.0°		
DWG #: RCTB14-SF DIMENSIONS				

1st Source Lighting
 1730 Industrial Drive, Auburn, CA 95603
 (530) 887-1110 FAX (530) 887-0807
 www.1stsourcelight.com

PROPRIETARY AND CONFIDENTIAL
 THE INFORMATION CONTAINED IN THIS DRAWING IS THE SOLE PROPERTY OF 1ST SOURCE LIGHTING. ANY REPRODUCTION IN PART OR AS A WHOLE WITHOUT THE WRITTEN PERMISSION OF 1ST SOURCE LIGHTING IS PROHIBITED.